



US00D630327S

(12) **United States Design Patent**  
**Rinner**

(10) **Patent No.:** **US D630,327 S**

(45) **Date of Patent:** **\*\* Jan. 4, 2011**

(54) **SYSTEMATIC DISPLACEMENT SCREW**

(76) Inventor: **James A. Rinner**, 585 92nd St.,  
Raymond, WI (US) 53126

(\*\*) Term: **14 Years**

(21) Appl. No.: **29/352,237**

(22) Filed: **Dec. 17, 2009**

(51) **LOC (9) Cl.** ..... **24-02**

(52) **U.S. Cl.** ..... **D24/145; D8/387**

(58) **Field of Classification Search** ..... **D24/145;**  
**D8/387; 606/62, 65, 67, 71, 77, 80, 60, 86 R,**  
**606/308, 909; 623/23.26, 23.27, 13.11, 13.14,**  
**623/11.11, 20.32, 20.14, 20.18; D15/138-139;**  
**411/309-310, 386, 387.5, 387.6, 402, 404,**  
**411/407, 919**

See application file for complete search history.

(56) **References Cited**

**U.S. PATENT DOCUMENTS**

341,146 A	5/1886	Howes
1,451,484 A	4/1923	Woodward
1,980,093 A	11/1934	Rosenberg
2,301,181 A	11/1942	Ilsemann
2,371,365 A	3/1945	Tomalis et al.
2,636,194 A	4/1953	Schneider
2,788,046 A	4/1957	Rosan
3,186,464 A	6/1965	Baumle
3,412,773 A	11/1968	Breed
3,426,642 A	2/1969	Phipard, Jr.
3,466,748 A	9/1969	Christensen
3,530,920 A	9/1970	Podell
3,701,372 A	10/1972	Breed
3,972,360 A	8/1976	Cadwallader
4,059,102 A	11/1977	Devas
4,175,555 A	11/1979	Herbert
4,258,607 A	3/1981	McKewan
5,120,171 A	6/1992	Lasner
5,147,363 A	9/1992	Harle
5,180,382 A	1/1993	Frigg et al.
5,226,766 A	7/1993	Lasner
5,259,398 A	11/1993	Vrespa

5,417,533 A	5/1995	Lasner	
5,456,685 A	10/1995	Huebner	
5,562,672 A	10/1996	Huebner et al.	
5,728,098 A *	3/1998	Sherman et al. ....	606/78
5,954,725 A *	9/1999	Sherman et al. ....	606/308
6,287,311 B1 *	9/2001	Sherman et al. ....	606/308
6,355,043 B1 *	3/2002	Adam .....	606/62
6,468,277 B1 *	10/2002	Justin et al. ....	606/65
6,565,573 B1 *	5/2003	Ferrante et al. ....	606/62
6,635,059 B2 *	10/2003	Randall et al. ....	606/916
6,755,835 B2 *	6/2004	Schultheiss et al. ....	606/86 R
D493,362 S	7/2004	Aukzemas et al.	
6,989,014 B2 *	1/2006	Justin et al. ....	606/65
7,094,239 B1 *	8/2006	Michelson .....	606/909
7,135,025 B2 *	11/2006	Pohjonen et al. ....	623/13.14
7,255,523 B2 *	8/2007	Laan .....	411/411

(Continued)

*Primary Examiner*—Ian Simmons  
*Assistant Examiner*—Wan Laymon  
(74) *Attorney, Agent, or Firm*—Absolute Technology Law  
Group LLC

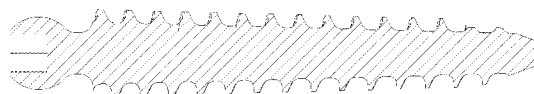
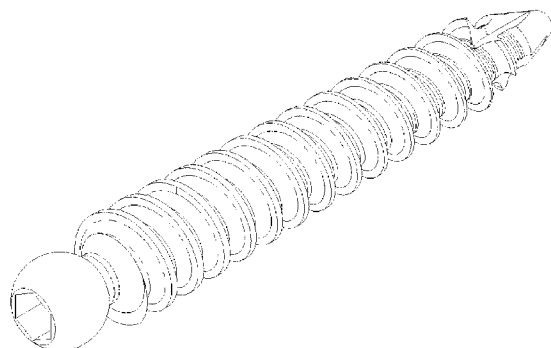
(57) **CLAIM**

The ornamental design for a systematic displacement screw,  
as shown and described.

**DESCRIPTION**

FIG. 1 is a perspective view of a systematic displacement  
screw showing my new design;  
FIG. 2 is a side elevational view thereof;  
FIG. 3 is a sectional view taken along the lines 3—3 of FIG.  
2;  
FIG. 4 is a bottom plan view thereof taken along the lines  
4—4 of FIG. 2; and,  
FIG. 5 is a top plan view thereof.

**1 Claim, 2 Drawing Sheets**



# US D630,327 S

Page 2

---

U.S. PATENT DOCUMENTS									
D593,850	S *	6/2009	Kullman .....	D8/387	2005/0147943	A1	7/2005	Chang	
					2007/0053765	A1	3/2007	Warnick et al.	
7,559,846	B2 *	7/2009	Ferrell .....	470/66	2008/0133007	A1 *	6/2008	Donnelly et al. .... 623/13.14	
7,578,836	B2 *	8/2009	Justin et al. ....	606/301	2008/0288002	A1 *	11/2008	Crall et al. .... 606/308	
7,662,172	B2 *	2/2010	Warnick .....	606/267	2010/0061824	A1 *	3/2010	Lin .....	411/387.5

\* cited by examiner

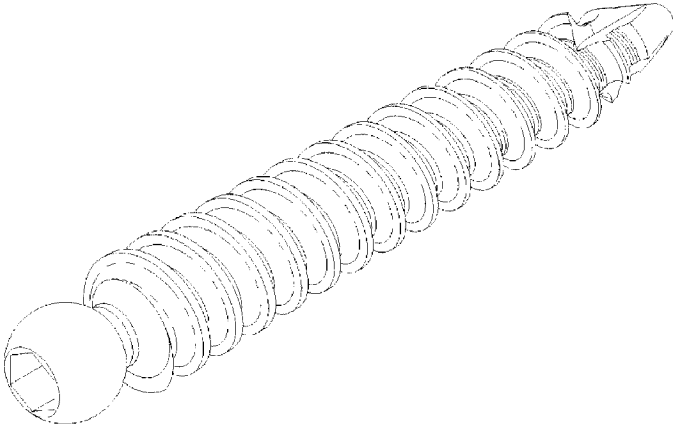


FIG. 1

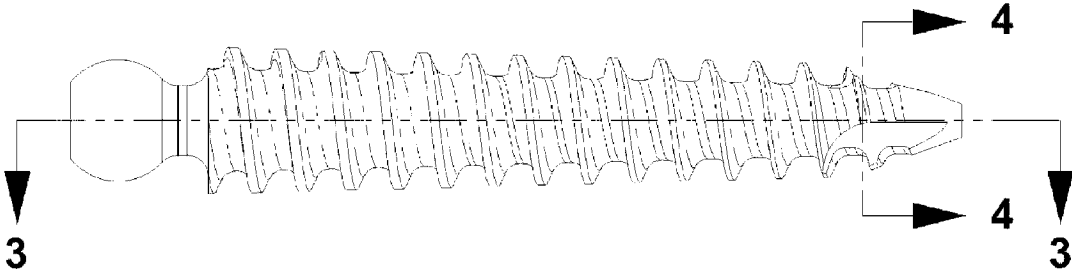


FIG. 2

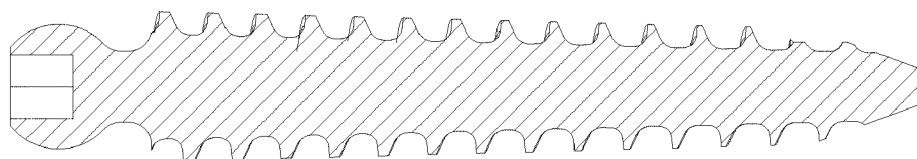


FIG. 3

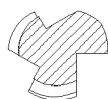


FIG. 4

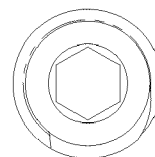


FIG. 5