



(12) **United States Design Patent**
Rinner

(10) **Patent No.:** **US D630,326 S**
(45) **Date of Patent:** **** *Jan. 4, 2011**

(54) **SYSTEMATIC DISPLACEMENT SCREW**

(76) Inventor: **James A. Rinner**, 585 92nd St.,
Raymond, WI (US) 53126

(*) Notice: This patent is subject to a terminal disclaimer.

(**) Term: **14 Years**

(21) Appl. No.: **29/352,229**

(22) Filed: **Dec. 17, 2009**

(51) **LOC (9) Cl.** **24-02**

(52) **U.S. Cl.** **D24/145; D8/287**

(58) **Field of Classification Search** D24/145;
D8/387; 606/62, 65, 67, 71, 77, 80, 60, 86 R,
606/308, 909; 623/23.26, 23.27, 13.11, 13.14,
623/11.11, 20.32, 20.14, 20.18; D15/138-139;
411/309-310, 386, 387.5, 387.6, 402, 404,
411/407, 919

See application file for complete search history.

(56) **References Cited**

U.S. PATENT DOCUMENTS

- 341,146 A 5/1886 Howes
- 1,451,484 A 4/1923 Woodward
- 1,980,093 A 11/1934 Rosenberg
- 2,301,181 A 11/1942 Ilsemann
- 2,371,365 A 3/1945 Tomalis et al.
- 2,636,194 A 4/1953 Schneider
- 2,788,046 A 4/1957 Rosan
- 3,186,464 A 6/1965 Baumle
- 3,412,773 A 11/1968 Breed
- 3,426,642 A 2/1969 Phipard, Jr.
- 3,466,748 A 9/1969 Christensen
- 3,530,920 A 9/1970 Podell
- 3,701,372 A 10/1972 Breed
- 3,972,360 A 8/1976 Cadwallader
- 4,059,102 A 11/1977 Devas
- 4,175,555 A 11/1979 Herbert
- 4,258,607 A 3/1981 McKewan
- 5,120,171 A 6/1992 Lasner
- 5,147,363 A 9/1992 Harle

- 5,180,382 A 1/1993 Frigg et al.
- 5,226,766 A 7/1993 Lasner
- 5,259,398 A 11/1993 Vrespa
- 5,417,533 A 5/1995 Lasner
- 5,456,685 A 10/1995 Huebner
- 5,562,672 A 10/1996 Huebner et al.
- 5,728,098 A * 3/1998 Sherman et al. 606/78
- 5,954,725 A * 9/1999 Sherman et al. 606/308
- 6,287,311 B1 * 9/2001 Sherman et al. 606/308
- 6,355,043 B1 * 3/2002 Adam 606/62
- 6,468,277 B1 * 10/2002 Justin et al. 606/65
- 6,565,573 B1 * 5/2003 Ferrante et al. 606/62
- 6,635,059 B2 * 10/2003 Randall et al. 606/916
- 6,755,835 B2 * 6/2004 Schultheiss et al. 606/86 R
- D493,362 S 7/2004 Aukzemas et al.
- 6,989,014 B2 * 1/2006 Justin et al. 606/65

(Continued)

Primary Examiner—Ian Simmons
Assistant Examiner—Wan Laymon
(74) *Attorney, Agent, or Firm*—Absolute Technology Law Group LLC

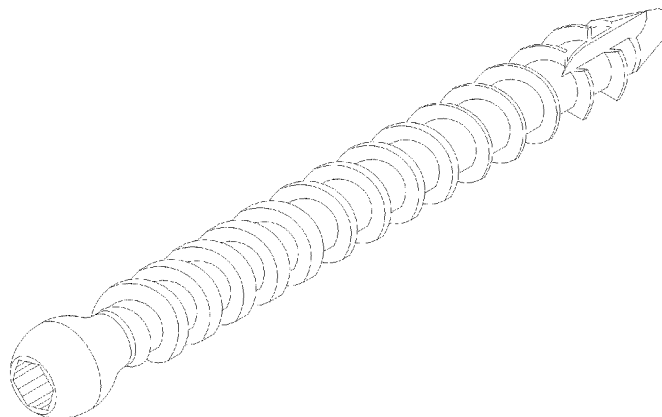
(57) **CLAIM**

The ornamental design for a systematic displacement screw, as shown and described.

DESCRIPTION

FIG. 1 is a perspective view of a systematic displacement screw showing my new design;
FIG. 2 is a side elevational view thereof;
FIG. 3 is a sectional view taken along the lines 3—3 of FIG. 2;
FIG. 4 is a bottom plan view thereof taken along the lines 4—4 of FIG. 2; and,
FIG. 5 is a top plan view thereof.

1 Claim, 2 Drawing Sheets



US D630,326 S

Page 2

U.S. PATENT DOCUMENTS

7,094,239	B1 *	8/2006	Michelson	606/909	7,662,172	B2 *	2/2010	Warnick	606/267
7,135,025	B2 *	11/2006	Pohjonen et al.	623/13.14	2005/0147943	A1	7/2005	Chang	
7,255,523	B2 *	8/2007	Laan	411/411	2007/0053765	A1	3/2007	Warnick et al.	
D593,850	S *	6/2009	Kullman	D8/387	2008/0133007	A1 *	6/2008	Donnelly et al.	623/13.14
7,559,846	B2 *	7/2009	Ferrell	470/66	2008/0288002	A1 *	11/2008	Crall et al.	606/308
7,578,836	B2 *	8/2009	Justin et al.	606/301	2010/0061824	A1 *	3/2010	Lin	411/387.5

* cited by examiner

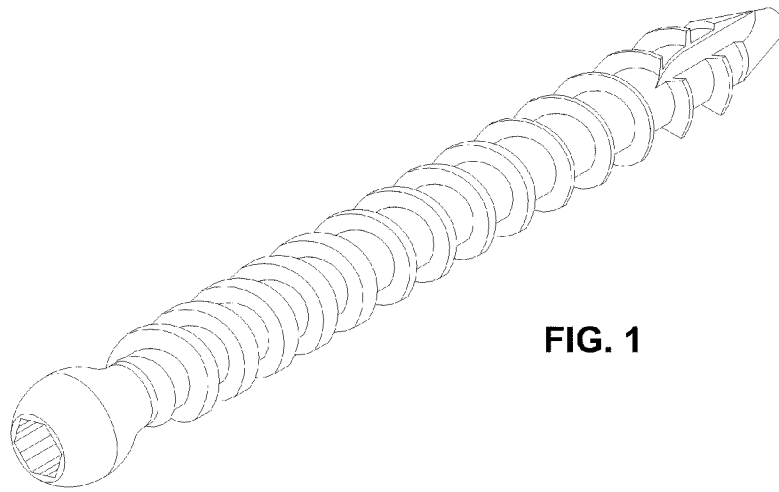


FIG. 1

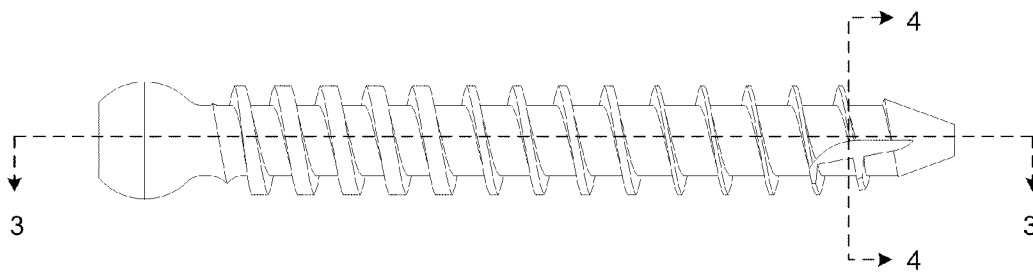


FIG. 2